



0505 HIGH Q NPO CERAMIC CAPACITORS FOR RF & MICROWAVE

- Low ESR, High Q
- For Use Up to Ku-Band
- Superior Mechanical Strength
- Q = 10,000 at 1 MHz
- 100% Made in U.S.A.
- Suitable for Military and Space

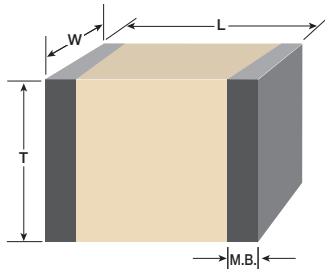
PRESIDIO PART NUMBER	CAP. (pF)	TOL.	WVDC STD, EXT
0505NPOR05MAN1N-	0.05	M	150, 250
0505NPO0R1_AN1N-	0.1	A,B	150, 250
0505NPO0R2_AN1N-	0.2	A,B,C	150, 250
0505NPO0R3_AN1N-	0.3	A,B,C	150, 250
0505NPO0R4_AN1N-	0.4	A,B,C	150, 250
0505NPO0R5_AN1N-	0.5	A,B,C	150, 250
0505NPO0R6_AN1N-	0.6	A,B,C	150, 250
0505NPO0R7_AN1N-	0.7	A,B,C	150, 250
0505NPO0R8_AN1N-	0.8	A,B,C	150, 250
0505NPO0R9_AN1N-	0.9	A,B,C	150, 250
0505NPO1R0_AN1N-	1.0	A,B,C	150, 250
0505NPO1R1_AN1N-	1.1	A,B,C,D	150, 250
0505NPO1R2_AN1N-	1.2	A,B,C,D	150, 250
0505NPO1R3_AN1N-	1.3	A,B,C,D	150, 250
0505NPO1R5_AN1N-	1.5	A,B,C,D	150, 250
0505NPO1R6_AN1N-	1.6	A,B,C,D	150, 250
0505NPO1R8_AN1N-	1.8	A,B,C,D	150, 250
0505NPO2R0_AN1N-	2.0	A,B,C,D	150, 250
0505NPO2R2_AN1N-	2.2	A,B,C,D	150, 250
0505NPO2R4_AN1N-	2.4	A,B,C,D	150, 250
0505NPO2R7_AN1N-	2.7	A,B,C,D	150, 250
0505NPO3R0_AN1N-	3.0	A,B,C,D	150, 250
0505NPO3R3_AN1N-	3.3	A,B,C,D	150, 250
0505NPO3R6_AN1N-	3.6	A,B,C,D	150, 250
0505NPO3R9_AN1N-	3.9	A,B,C,D	150, 250
0505NPO4R3_AN1N-	4.3	A,B,C,D	150, 250
0505NPO4R7_AN1N-	4.7	A,B,C,D	150, 250
0505NPO5R1_AN1N-	5.1	A,B,C,D	150, 250

PRESIDIO PART NUMBER	CAP. (pF)	TOL.	WVDC STD, EXT
0505NPO5R6_AN1N-	5.6	A,B,C	150, 250
0505NPO6R2_AN1N-	6.2	A,B,C	150, 250
0505NPO6R8_AN1N-	6.8	A,B,C	150, 250
0505NPO7R5_AN1N-	7.5	A,B,C,D	150, 250
0505NPO8R2_AN1N-	8.2	A,B,C,D	150, 250
0505NPO9R1_AN1N-	9.1	A,B,C,D	150, 250
0505NPO100_AN1N-	10	F,G,J,K	150, 250
0505NPO110_AN1N-	11	F,G,J,K	150, 250
0505NPO120_AN1N-	12	F,G,J,K	150, 250
0505NPO130_AN1N-	13	F,G,J,K	150, 250
0505NPO150_AN1N-	15	F,G,J,K	150, 250
0505NPO160_AN1N-	16	F,G,J,K	150, 250
0505NPO180_AN1N-	18	F,G,J,K	150, 250
0505NPO200_AN1N-	20	F,G,J,K,M	150, 250
0505NPO220_AN1N-	22	F,G,J,K,M	150, 250
0505NPO240_AN1N-	24	F,G,J,K,M	150, 250
0505NPO270_AN1N-	27	F,G,J,K,M	150, 250
0505NPO300_AN1N-	30	F,G,J,K,M	150, 250
0505NPO330_AN1N-	33	F,G,J,K,M	150, 250
0505NPO360_AN1N-	36	F,G,J,K,M	150, 250
0505NPO390_AN1N-	39	F,G,J,K,M	150, 250
0505NPO430_AN1N-	43	F,G,J,K,M	150, 250
0505NPO470_AN1N-	47	F,G,J,K,M	150, 250
0505NPO510_AN1N-	51	F,G,J,K,M	150, 250
0505NPO560_AN1N-	56	F,G,J,K,M	150, 250
0505NPO620_AN1N-	62	F,G,J,K,M	150, 250
0505NPO680_AN1N-	68	F,G,J,K,M	150, 250
0505NPO750_AN1N-	75	F,G,J,K,M	150, 250

PRESIDIO PART NUMBER	CAP. (pF)	TOL.	WVDC STD, EXT
0505NPO820_AN1N-	82	F,G,J,K,M	150, 250
0505NPO910_AN1N-	91	F,G,J,K,M	150, 250
0505NPO101_AN1N-	100	F,G,J,K,M	150, 250
0505NPO111_AN1N-	110	F,G,J,K,M	150
0505NPO121_AN1N-	120	F,G,J,K,M	150
0505NPO131_AN1N-	130	F,G,J,K,M	150
0505NPO151_AN1N-	150	F,G,J,K,M	150
0505NPO161_AN1N-	160	F,G,J,K,M	150
0505NPO181_AN1N-	180	F,G,J,K,M	150
0505NPO201_AN1N-	200	F,G,J,K,M	150
0505NPO221_AN1N-	220	F,G,J,K,M	150
0505NPO241_AN1N-	240	F,G,J,K,M	150
0505NPO271_AN1N-	270	F,G,J,K,M	150
0505NPO301_AN1N-	300	F,G,J,K,M	150
0505NPO331_AN1N-	330	F,G,J,K,M	150
0505NPO361_AN1N-	360	F,G,J,K,M	150
0505NPO391_AN1N-	390	F,G,J,K,M	150
0505NPO431_AN1N-	430	F,G,J,K,M	150
0505NPO471_AN1N-	470	F,G,J,K,M	150
0505NPO511_AN1N-	510	F,G,J,K,M	150
0505NPO561_AN1N-	560	F,G,J,K,M	150
0505NPO621_AN1N-	620	F,G,J,K,M	150
0505NPO681_2N1N-*	680	F,G,J,K,M	50
0505NPO751_2N1N-*	750	F,G,J,K,M	50
0505NPO821_2N1N-*	820	F,G,J,K,M	50
0505NPO911_2N1N-*	910	F,G,J,K,M	50
0505NPO102_2N1N-*	1000	F,G,J,K,M	50

For other cap values contact factory.
Voltage in **BOLD** are for military and space.

PART NUMBER CODES AND DIMENSIONS



Capacitance Codes for Multilayer Capacitor

First Two Digits = Significant Figures of Capacitance in Picofarads

Third Digit = Additional Number of Zeros

Example: 0R1 = 0.1 pF
1R0 = 1 pF
100 = 10 pF
101 = 100 pF
102 = 1,000 pF
103 = 10,000 pF

Capacitance Tolerance Codes

Code	Tolerance	Cap Range
A	± 0.05 pF	< 10 pF
B	± 0.1 pF	< 10 pF
C	± 0.25 pF	< 10 pF
D	± 0.5 pF	< 10 pF
E	± 0.5%	≥ 10 pF
F	± 1%	≥ 10 pF
G	± 2%	≥ 10 pF
J	± 5%	≥ 10 pF
K	± 10%	≥ 10 pF
M	± 20%	≥ 10 pF

LENGTH (L) INCH (mm)	WIDTH (W) INCH (mm)	THICKNESS (T) INCH (mm)	METALIZATION BAND (M.B.) INCH (mm)
0.055 + 0.015/- 0.010 (1.397 + 0.381/- 0.254)	0.055 ± 0.015 (1.397 ± 0.381)	0.057 MAX (1.448 MAX)	0.005 (0.127) min. band 0.015 (0.381) min. space

Termination Codes

Code	RoHS Comp.	Typical Application	Termination Build up	Recommended Reflow Temp.
N	No	Solder Reflow	90% Tin/10% Lead Plated Nickel Barrier Silver Base	220°C to 260°C Typical
T	Yes	Solder Reflow	100% Tin Plated Nickel Barrier Silver Base	220°C to 260°C Typical
C	No	Solder Reflow	90% Tin/10% Lead Plated Nickel Barrier Non-Magnetic Flexible Base	220°C to 260°C Typical
G	Yes	Conductive Epoxy, Wire Bondable	50 μ" Gold Typical Nickel Barrier Silver Base	Cure Epoxy as per Manufacturer's Spec.
P	Yes	Conductive Epoxy	Palladium-Silver Non-Magnetic	Cure Epoxy as per Manufacturer's Spec.
X	Yes	Solder Reflow	100% Tin Plated Non-Magnetic Barrier Silver Base	220°C to 260°C Typical

Working Voltage

Code	WVDC
1	25
2	50
3	100
A	150
4	200
&	250

Packaging Codes

1 = Unmarked, Tape & Reel
2 = Laser Marked, Tape & Reel
5 = Unmarked, Waffle Pack
6 = Laser Marked, Waffle Pack
Laser Marking available at extra cost (except 0402 size)

RoHS

Code	Compliant
N	No
C	Yes

Presidio's NPO capacitors can be upscreened to SPACE LEVEL testing. Consult the factory for details. Some voltage derating may apply.

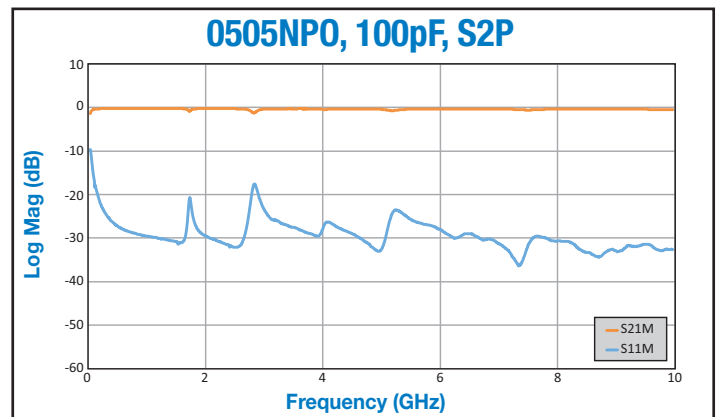
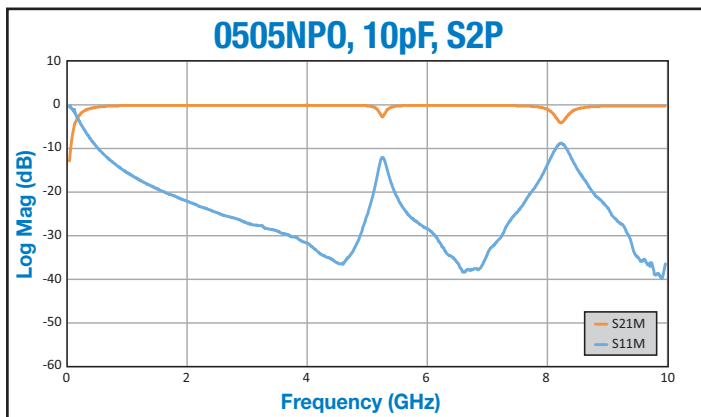
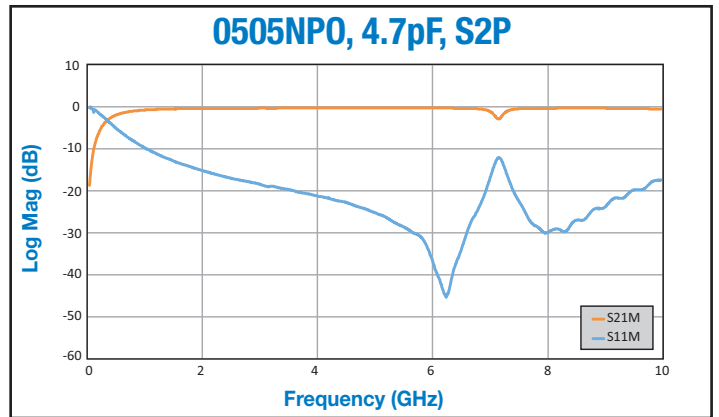
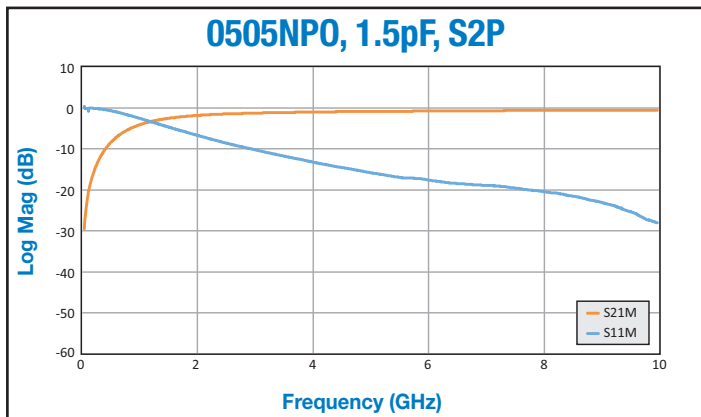
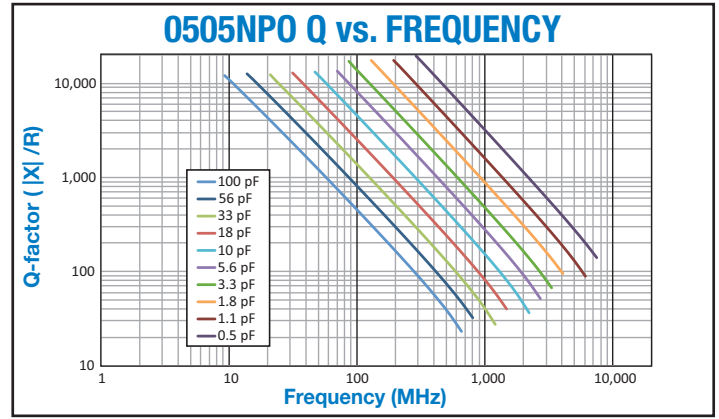
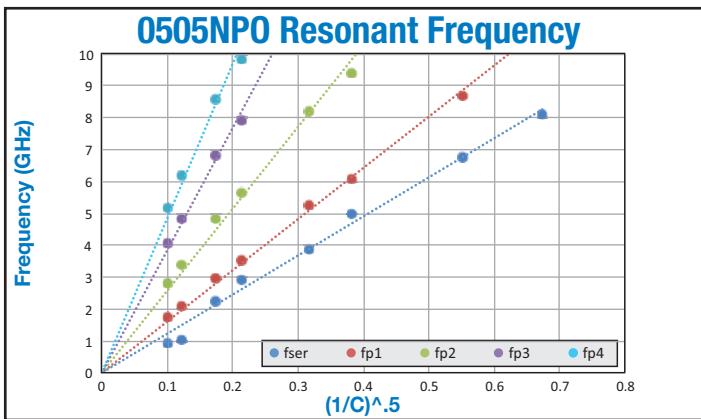
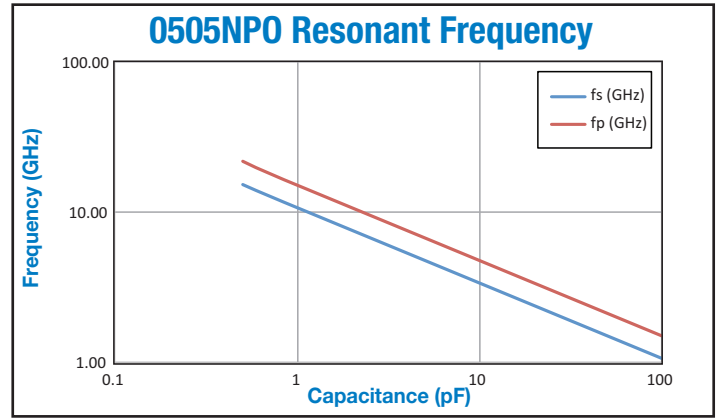
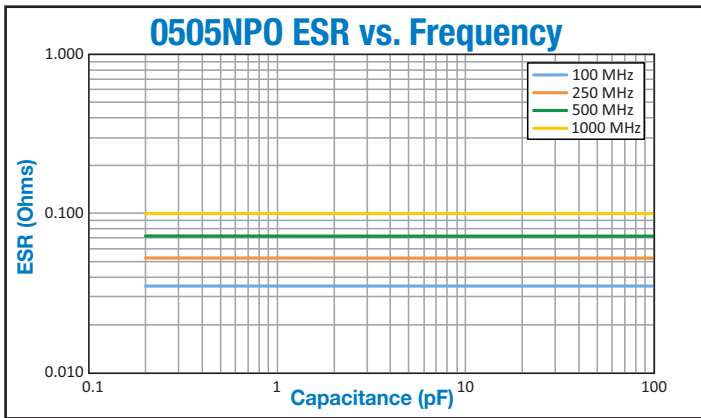
Call factory for digital copy of S2P files.

PART NUMBER EXAMPLE (How to Order)

0505	NPO	101	F	A	N	1	N	—
Size	Dielectric	Capacitance (100 pF)	Capacitance Tolerance (± 1%)	Voltage (150 V)	Termination (Plated SnPb)	Packaging (Tape and Reel)	RoHS Compliant	Design-In Code (See Page 19)

MAY 2022

0505 HIGH Q NPO CERAMIC CAPACITORS PERFORMANCE CHARTS



Call factory for digital copy of the 0505 NPO S2P files.



PRESIDIO COMPONENTS, INC.

7169 Construction Court, San Diego, CA 92121 • (858) 578-9390 • info@presidiocomponents.com