



0603 HIGH Q NPO CERAMIC CAPACITORS FOR RF & MICROWAVE

- Low ESR, High Q
- Q = 10,000 at 1 MHz
- For Use Up to Ku-Band
- 100% Made in U.S.A.
- Superior Mechanical Strength
- Suitable for Military and Space

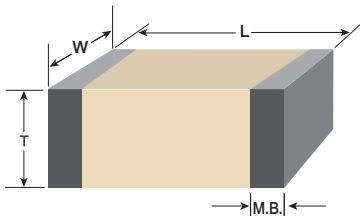
PRESIDIO PART NUMBER	CAP. (pF)	TOL.	WVDC
0603NPO05M_&N1N-	0.05	M	100, 250
0603NPO0R1_&N1N-	0.1	A,B	100, 250
0603NPO0R2_&N1N-	0.2	A,B	100, 250
0603NPO0R3_&N1N-	0.3	A,B,C	100, 250
0603NPO0R4_&N1N-	0.4	A,B,C	100, 250
0603NPO0R5_&N1N-	0.5	A,B,C	100, 250
0603NPO0R6_&N1N-	0.6	A,B,C	100, 250
0603NPO0R7_&N1N-	0.7	A,B,C	100, 250
0603NPO0R8_&N1N-	0.8	A,B,C	100, 250
0603NPO0R9_&N1N-	0.9	A,B,C	100, 250
0603NPO1R0_&N1N-	1.0	A,B,C	100, 250
0603NPO1R1_&N1N-	1.1	A,B,C,D	100, 250
0603NPO1R2_&N1N-	1.2	A,B,C,D	100, 250
0603NPO1R3_&N1N-	1.3	A,B,C,D	100, 250
0603NPO1R5_&N1N-	1.5	A,B,C,D	100, 250
0603NPO1R6_&N1N-	1.6	A,B,C,D	100, 250
0603NPO1R8_&N1N-	1.8	A,B,C,D	100, 250
0603NPO2R0_&N1N-	2.0	A,B,C,D	100, 250
0603NPO2R2_&N1N-	2.2	A,B,C,D	100, 250
0603NPO2R4_&N1N-	2.4	A,B,C,D	100, 250

PRESIDIO PART NUMBER	CAP. (pF)	TOL.	WVDC
0603NPO2R7_&N1N-	2.7	A,B,C,D	100, 250
0603NPO3R0_&N1N-	3.0	A,B,C,D	100, 250
0603NPO3R3_&N1N-	3.3	A,B,C,D	100, 250
0603NPO3R6_&N1N-	3.6	A,B,C,D	100, 250
0603NPO3R9_&N1N-	3.9	A,B,C,D	100, 250
0603NPO4R3_&N1N-	4.3	A,B,C,D	100, 250
0603NPO4R7_&N1N-	4.7	A,B,C,D	100, 250
0603NPO5R1_&N1N-	5.1	A,B,C,D	100, 250
0603NPO5R6_&N1N-	5.6	A,B,C,D	100, 250
0603NPO6R2_&N1N-	6.2	A,B,C,D	100, 250
0603NPO6R8_&N1N-	6.8	A,B,C,D	100, 250
0603NPO7R5_&N1N-	7.5	A,B,C,D	100, 250
0603NPO8R2_&N1N-	8.2	A,B,C,D	100, 250
0603NPO9R1_&N1N-	9.1	A,B,C,D	100, 250
0603NPO100_&N1N-	10	F,G,J,K	100, 250
0603NPO110_&N1N-	11	F,G,J,K	100, 250
0603NPO120_&N1N-	12	F,G,J,K	100, 250
0603NPO130_&N1N-	13	F,G,J,K	100, 250
0603NPO150_&N1N-	15	F,G,J,K	100, 250
0603NPO160_&N1N-	16	F,G,J,K	100, 250

PRESIDIO PART NUMBER	CAP. (pF)	TOL.	WVDC
0603NPO180_&N1N-	18	F,G,J,K	100, 250
0603NPO200_&N1N-	20	F,G,J,K	100, 250
0603NPO220_&N1N-	22	F,G,J,K	100, 250
0603NPO240_&N1N-	24	F,G,J,K	100, 250
0603NPO270_&N1N-	27	F,G,J,K	100, 250
0603NPO300_&N1N-	30	F,G,J,K	100, 250
0603NPO330_&N1N-	33	F,G,J,K	100, 250
0603NPO360_&N1N-	36	F,G,J,K	100, 250
0603NPO390_&N1N-	39	F,G,J,K	100, 250
0603NPO430_&N1N-	43	F,G,J,K	100, 250
0603NPO470_&N1N-	47	F,G,J,K	100, 250
0603NPO510_&N1N-	51	F,G,J,K	100, 250
0603NPO560_&N1N-	56	F,G,J,K	100, 250
0603NPO620_&N1N-	62	F,G,J,K	100, 250
0603NPO680_&N1N-	68	F,G,J,K	100, 250
0603NPO750_&N1N-	75	F,G,J,K	100, 250
0603NPO820_&N1N-	82	F,G,J,K	100, 250
0603NPO910_&N1N-	91	F,G,J,K	100, 250
0603NPO101_&N1N-	100	F,G,J,K	100, 250

For other cap values contact factory.
Voltages in **BOLD** are for military and space.

PART NUMBER CODES AND DIMENSIONS



Capacitance Codes for Multilayer Capacitor

First Two Digits = Significant Figures of Capacitance in Picofarads

Third Digit = Additional Number of Zeros

- Examples:**
- 0R1 = 0.1 pF
 - 1R0 = 1 pF
 - 100 = 10 pF
 - 101 = 100 pF
 - 102 = 1,000 pF
 - 103 = 10,000 pF

Capacitance Tolerance Codes

Code	Tolerance	Cap Range
A	± 0.05 pF	< 10 pF
B	± 0.1 pF	< 10 pF
C	± 0.25 pF	< 10 pF
D	± 0.5 pF	< 10 pF
E	± 0.5%	≥ 10 pF
F	± 1%	≥ 10 pF
G	± 2%	≥ 10 pF
J	± 5%	≥ 10 pF
K	± 10%	≥ 10 pF
M	± 20%	≥ 10 pF

LENGTH (L) INCH (mm)	WIDTH (W) INCH (mm)	THICKNESS (T) INCH (mm)	METALIZATION BAND (M.B.) INCH (mm)
0.063 ± 0.006 (1.60 ± 0.15)	0.032 ± 0.006 (0.81 ± 0.15)	0.035 MAX (0.89 MAX)	0.005 (0.127) min. band 0.020 (0.508) min. space

Termination Codes

Code	RoHS Comp.	Typical Application	Termination Build up	Recommended Reflow Temp.
N	No	Solder Reflow	90% Tin/10% Lead Plated Nickel Barrier Silver Base	220°C to 260°C Typical
T	Yes	Solder Reflow	100% Tin Plated Nickel Barrier Silver Base	220°C to 260°C Typical
P	Yes	Conductive Epoxy	Palladium-Silver Non-Magnetic	Cure Epoxy as per Manufacturer's Spec.

Other terminations available. Please contact factory.

Working Voltage

Code	WVDC
1	25
2	50
3	100
A	150
4	200
&	250

Packaging Codes

- 1 = Unmarked, Tape & Reel
 - 2 = Laser Marked, Tape & Reel
 - 5 = Unmarked, Waffle Pack
 - 6 = Laser Marked, Waffle Pack
- Laser Marking available at extra cost (except 0402 size)

RoHS

Code	Compliant
N	No
C	Yes

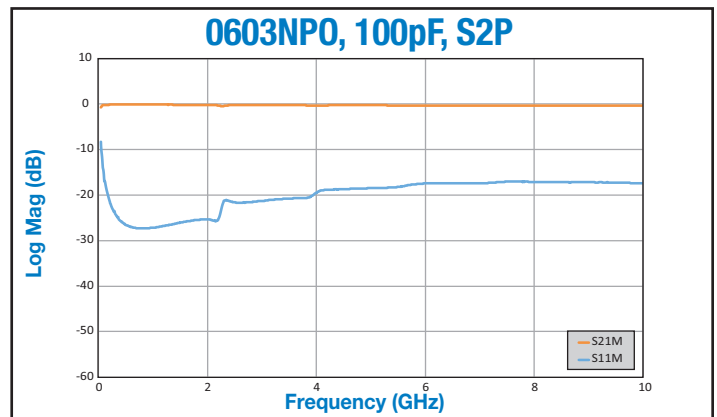
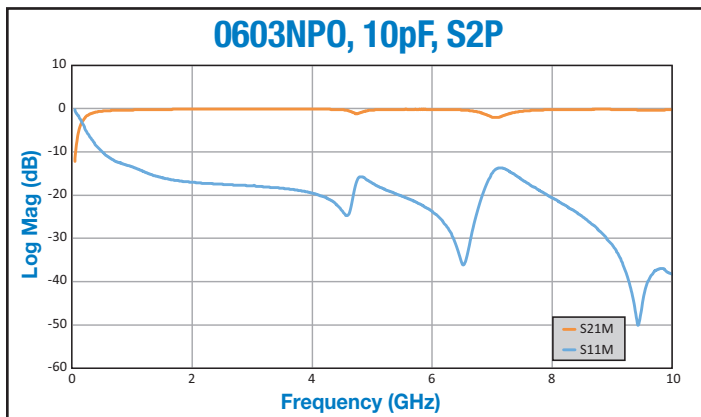
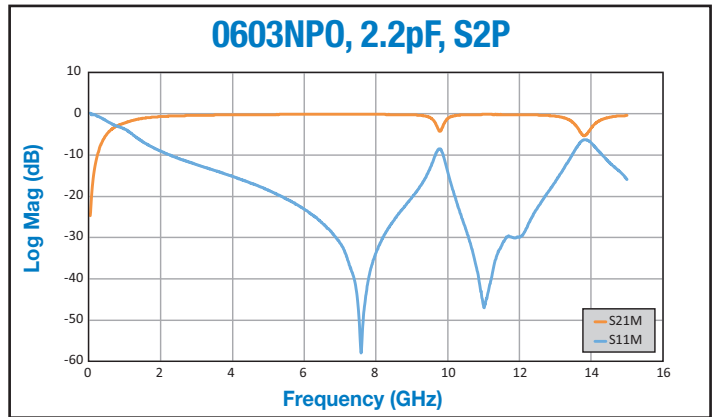
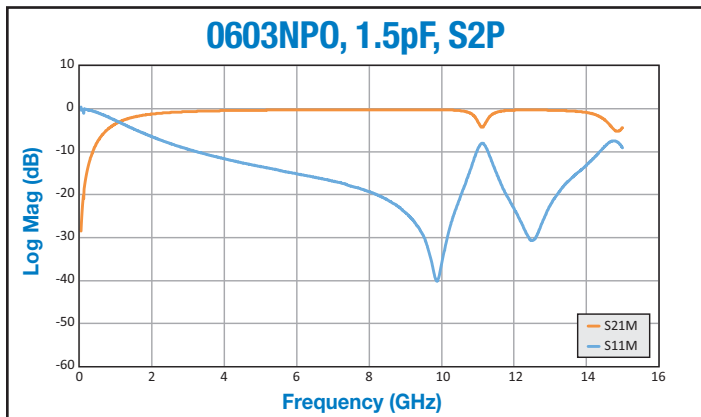
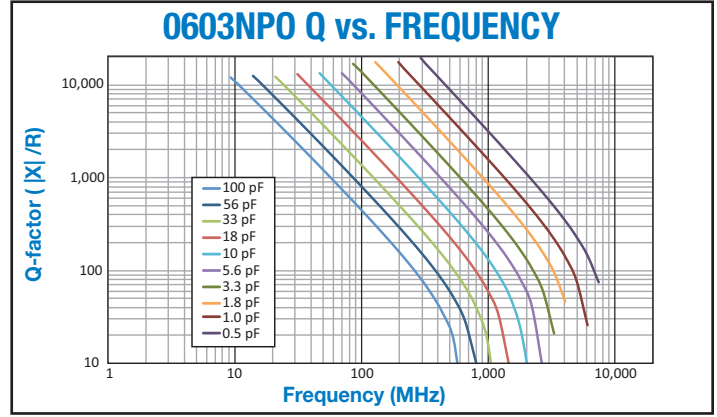
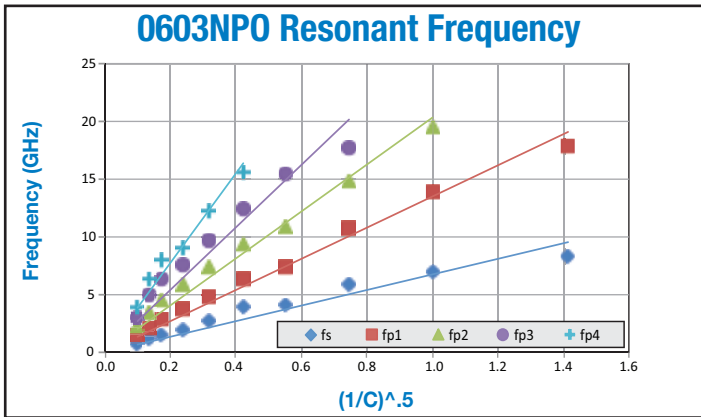
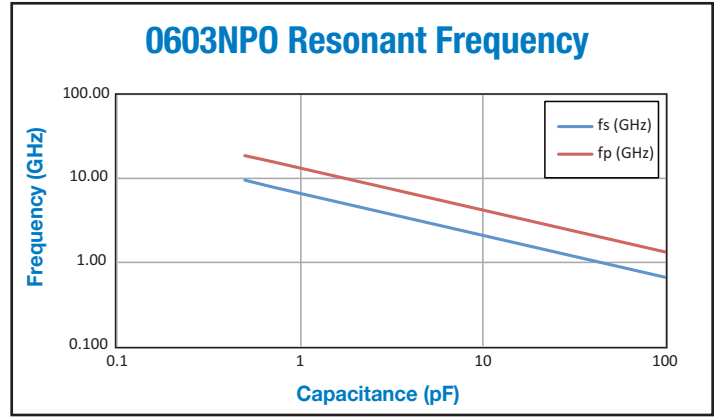
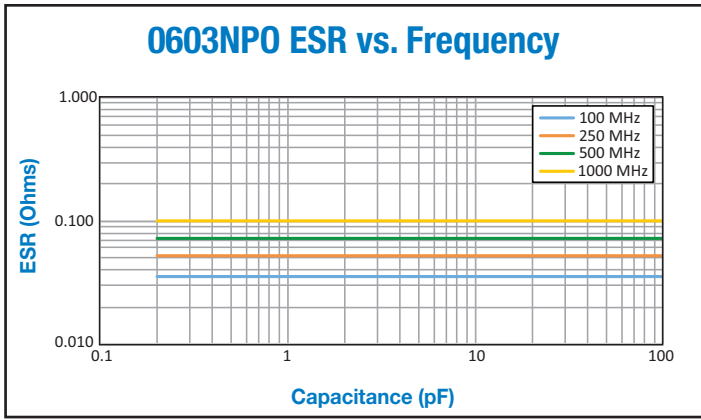
Call factory for digital copy of S2P files.

PART NUMBER EXAMPLE (How to Order)

0603	NPO	270	F	&	N	1	N	-
Size	Dielectric	Capacitance (27 pF)	Capacitance Tolerance (±1%)	Voltage (250V)	Termination (Plated SnPb)	Packaging (Tape & Reel)	Not RoHS Compliant	Design-In Code (See end of catalog)

Presidio's NPO capacitors can be upscreened to SPACE LEVEL testing. Consult the factory for details. Some voltage derating may apply.

0603 HIGH Q NPO CERAMIC CAPACITORS PERFORMANCE CHARTS



Digital S2P files available.



PRESIDIO COMPONENTS, INC.

MAY 2022

7169 Construction Court, San Diego, CA 92121 USA • Tel: 858-578-9390 • Fax: 858-578-6225
www.presidiocomponents.com • info@presidiocomponents.com