

0402 HIGH Q NPO CERAMIC CAPACITORS FOR RF & MICROWAVE

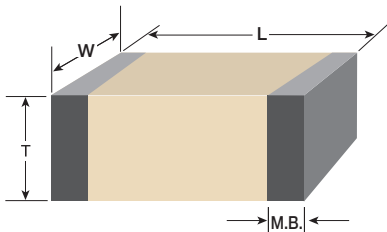
PRESIDIO PART NUMBER	CAP. (pF)	TOL.	WVDC
0402NPO05_4N1N-	0.05	3,4,5,A	100, 200
0402NPO0R1_4N1N-	0.1	3,4,5,A,B	100, 200
0402NPO0R2_4N1N-	0.2	3,4,5,A,B	100, 200
0402NPO0R3_4N1N-	0.3	3,4,5,A,B,C	100, 200
0402NPO0R4_4N1N-	0.4	3,4,5,A,B,C	100, 200
0402NPO0R5_4N1N-	0.5	3,4,5,A,B,C	100, 200
0402NPO0R6_4N1N-	0.6	3,4,5,A,B,C	100, 200
0402NPO0R7_4N1N-	0.7	3,4,5,A,B,C	100, 200
0402NPO0R8_4N1N-	0.8	3,4,5,A,B,C	100, 200
0402NPO0R9_4N1N-	0.9	3,4,5,A,B,C	100, 200
0402NPO1R0_4N1N-	1.0	3,4,5,A,B,C,D	100, 200
0402NPO1R1_4N1N-	1.1	3,4,5,A,B,C,D	100, 200
0402NPO1R2_4N1N-	1.2	3,4,5,A,B,C,D	100, 200
0402NPO1R3_4N1N-	1.3	3,4,5,A,B,C,D	100, 200
0402NPO1R5_4N1N-	1.5	3,4,5,A,B,C,D	100, 200

PRESIDIO PART NUMBER	CAP. (pF)	TOL.	WVDC
0402NPO1R6_4N1N-	1.6	3,4,5,A,B,C,D	100, 200
0402NPO1R8_4N1N-	1.8	3,4,5,A,B,C,D	100, 200
0402NPO2R0_4N1N-	2.0	3,4,5,A,B,C,D	100, 200
0402NPO2R2_4N1N-	2.2	5,A,B,C,D	100, 200
0402NPO2R4_4N1N-	2.4	5,A,B,C,D	100, 200
0402NPO2R7_4N1N-	2.7	5,A,B,C,D	100, 200
0402NPO3R0_4N1N-	3.0	5,A,B,C,D	100, 200
0402NPO3R3_4N1N-	3.3	A,B,C,D	100, 200
0402NPO3R6_4N1N-	3.6	A,B,C,D	100, 200
0402NPO3R9_4N1N-	3.9	A,B,C,D	100, 200
0402NPO4R3_4N1N-	4.3	A,B,C,D	100, 200
0402NPO4R7_4N1N-	4.7	A,B,C,D	100, 200
0402NPO5R1_4N1N-	5.1	A,B,C,D	100, 200
0402NPO5R6_4N1N-	5.6	A,B,C,D	100, 200
0402NPO6R2_4N1N-	6.2	A,B,C,D	100, 200

PRESIDIO PART NUMBER	CAP. (pF)	TOL.	WVDC
0402NPO6R8_4N1N-	6.8	A,B,C,D	100, 200
0402NPO7R5_4N1N-	7.5	A,B,C,D	100, 200
0402NPO8R2_4N1N-	8.2	A,B,C,D	100, 200
0402NPO9R1_4N1N-	9.1	A,B,C,D	100, 200
0402NPO100_4N1N-	10	F,G,J	100, 200
0402NPO110_4N1N-	11	F,G,J	100, 200
0402NPO120_4N1N-	12	F,G,J	100, 200
0402NPO130_4N1N-	13	F,G,J	100, 200
0402NPO150_4N1N-	15	F,G,J	100, 200
0402NPO160_4N1N-	16	F,G,J	100, 200
0402NPO180_4N1N-	18	F,G,J	100, 200
0402NPO200_4N1N-	20	F,G,J	100, 200
0402NPO220_4N1N-	22	F,G,J	100, 200
0402NPO240_4N1N-	24	F,G,J	100, 200
0402NPO270_4N1N-	27	F,G,J	100, 200

100V = Space
200V = Commercial

PART NUMBER CODES AND DIMENSIONS



Capacitance Codes for Multilayer Capacitor

First Two Digits = Significant Figures of Capacitance in Picofarads

Third Digit = Additional Number of Zeros

Examples: R05 = 0.05 pF
0R1 = 0.1 pF
1R0 = 1 pF
100 = 10 pF
101 = 100 pF

Capacitance Tolerance Codes

Code	Tolerance	Cap Range
3	± 0.01 pF	≤ 2 pF
4	± 0.02 pF	≤ 2 pF
5	± 0.03 pF	≤ 3 pF
A	± 0.05 pF	< 10 pF
B	± 0.1 pF	< 10 pF
C	± 0.25 pF	< 10 pF
D	± 0.5 pF	< 10 pF
E	± 0.5%	≥ 10 pF
F	± 1%	≥ 10 pF
G	± 2%	≥ 10 pF
J	± 5%	≥ 10 pF
K	± 10%	≥ 10 pF
M	± 20%	≥ 10 pF

LENGTH (L) INCH (mm)	WIDTH (W) INCH (mm)	THICKNESS (T) INCH (mm)	METALIZATION BAND (M.B.) INCH (mm)
0.040 ± 0.004 (1.02 ± 0.10)	0.020 ± 0.004 (0.508 ± 0.10)	0.024 MAX (0.61) MAX	0.004 (0.102) min. band 0.015 (0.381) min. space

Termination Codes

Code	RoHS Comp.	Typical Application	Termination Build up	Recommended Reflow Temp.
N	No	Solder Reflow	90% Tin/10% Lead Plated Nickel Barrier Silver Base	220°C to 260°C Typical
T	Yes	Solder Reflow	100% Tin Plated Nickel Barrier Silver Base	220°C to 260°C Typical
P	Yes	Conductive Epoxy	Palladium-Silver Non-Magnetic	Cure Epoxy as per Manufacturer's Spec.

Other terminations available. Please contact factory.

Working Voltage

Code	WVDC
E	10
G	16
1	25
2	50
3	100
A	150
4	200

Packaging Codes

1 = Unmarked, Tape and Reel
5 = Unmarked, Waffle Pack

Laser Marking Not Available
for 0402 Size

RoHS

Code	Compliant
N	No
C	Yes

Call factory for digital
copy of S2P files.

Presidio's NPO capacitors can be upscreened to SPACE LEVEL testing.
Consult the factory for details. Some voltage derating may apply.

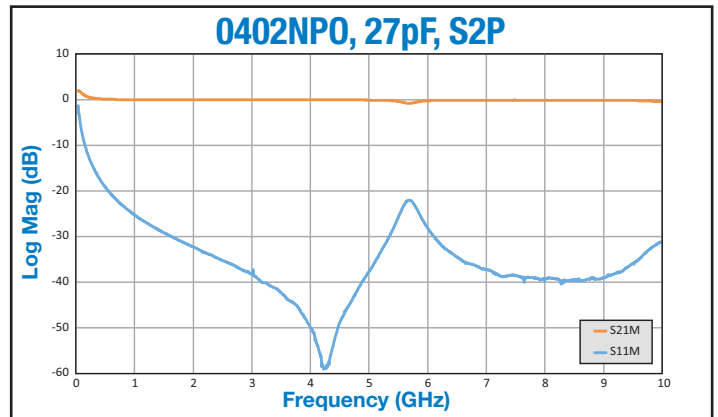
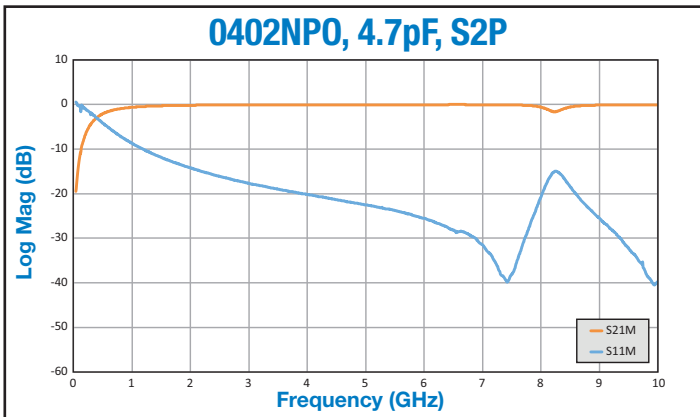
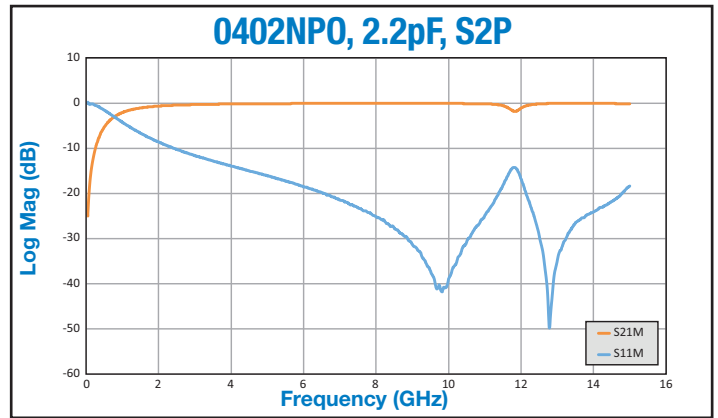
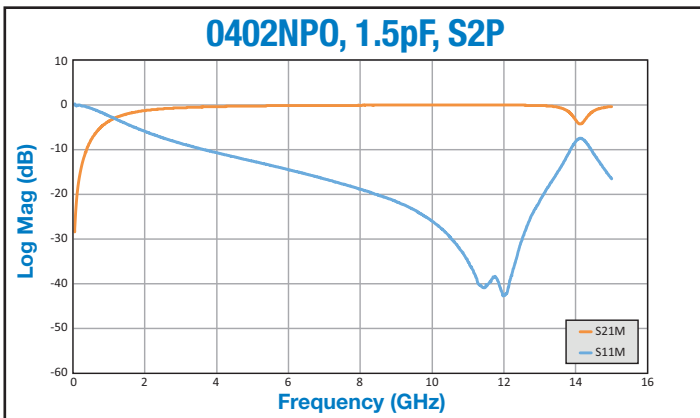
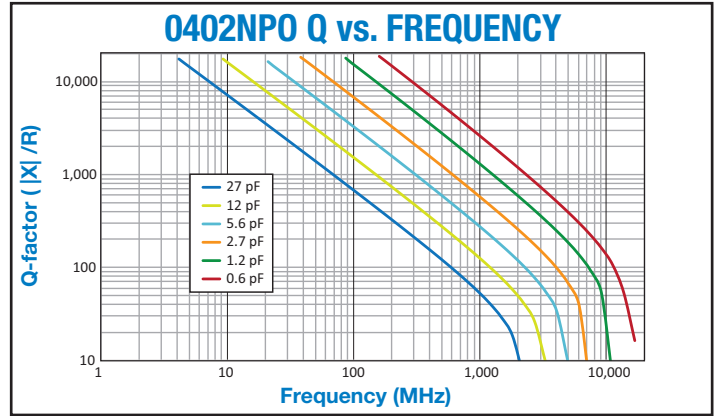
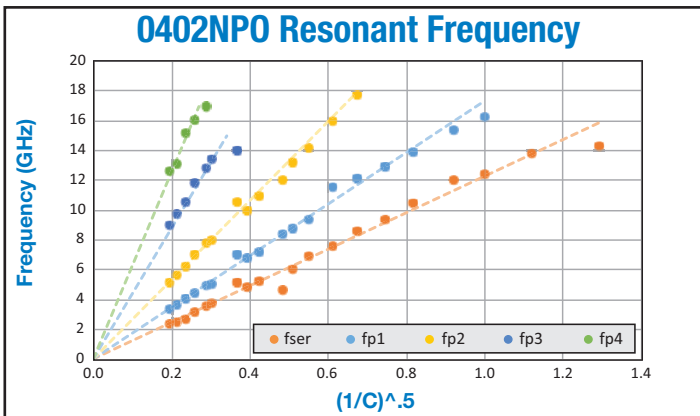
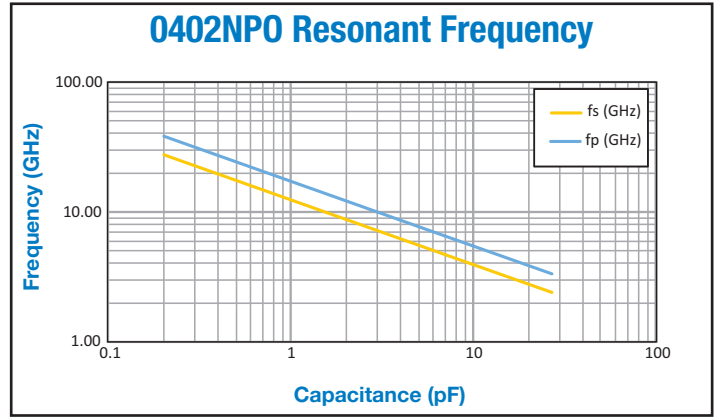
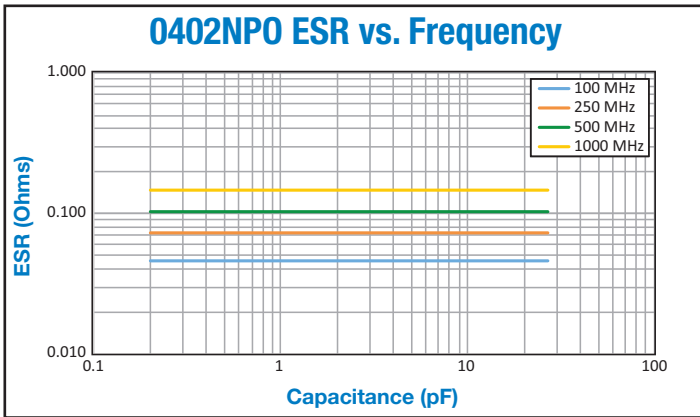
PART NUMBER EXAMPLE (How to Order)

0402	NPO	6R8	A	4	N	1	N	—
Size	Dielectric	Capacitance (6.8 pF)	Capacitance Tolerance (± .05 pF)	Voltage (200V)	Termination (Plated SnPb)	Packaging (Tape & Reel)	Not RoHS Compliant	Design-In Code (optional) (See end of catalog)



PRESIDIO COMPONENTS, INC.

0402 HIGH Q NPO CERAMIC CAPACITORS PERFORMANCE CHARTS



Call factory for digital copy of the 0402 NPO S2P files.

A WORD TO THE DESIGN ENGINEER

About Presidio “Design In” Codes

After the design work is done, outsourcing manufacturing on a global basis is a management option. At Presidio Components, we are striving for complete customer satisfaction which includes “after” service for all of our products.

We added a “Design In” locator code for quick traceability, if needed. Please select your location from the list below and add the appropriate code at the end of the part number.

If you need assistance give us a call at **(858) 578-9390** or email us at **info@presidiocomponents.com**.

UNITED STATES

OUTSIDE THE UNITED STATES

USA	Code	USA	Code	Americas	Code	Europe	Code
Alabama	G	Nebraska	P	Canada	R	Austria	3
Alaska	P	Nevada, North	B	Mexico	R	Belgium	1
Arizona	D	Nevada, South	C	Caribbean	R	Denmark	5
Arkansas	P	New Hampshire	L	Central America	R	Finland	5
California, North	B	New Jersey	J	South America	R	France	2
California, South	C	New Mexico	D			Germany	3
Colorado	E	New York, Metro	J	Pacific Rim		Ireland	6
Connecticut	L	New York, Upstate	K	Australia	S	Italy	4
Delaware	I	North Carolina	G	China	T	Luxembourg	1
District of Columbia	H	North Dakota	O	Japan	U	Netherlands	1
Florida	G	Ohio	M	Korea, South	V	Norway	5
Georgia	G	Oklahoma	P	Malaysia	W	Sweden	5
Hawaii	P	Oregon	A	Singapore	X	Switzerland	3
Idaho	A	Pennsylvania	I	Other Pacific Rim Countries	Y	United Kingdom	6
Illinois	N	Rhode Island	L			Other European Countries	7
Indiana	M	South Carolina	G			Other	
Iowa	O	South Dakota	O			India	Z
Kansas	P	Tennessee	G			Israel	8
Kentucky	M	Texas	F			Rest of World	9
Louisiana	P	Utah	E				
Maine	L	Vermont	L				
Maryland	H	Virginia	H				
Massachusetts	L	Washington	A				
Michigan	N	West Virginia	P				
Minnesota	O	Wisconsin, East	N				
Mississippi	G	Wisconsin, West	O				
Missouri	N	Wyoming	E				
Montana	A						

PART NUMBER EXAMPLE:
0505NPO101FAN1NA

**PART DESCRIPTION: Ceramic Capacitor,
 0505, NPO, 100pF ± 1%,
 150 VDC, Plated SnPb, Tape and Reel,
 Non RoHS, Design-In Code A for
 Washington State.**